

A form where the user selects a Tag

This walkthrough creates a “Cookbook” form that asks the form user to choose a food type.

Prerequisites:

- The “Recipes” Folio from [Tag Passages](#); **OR**
- Open [this Folio document](#) and [import](#) it

You will:

- Create a **Smart Answer** that lists Tags in the “Recipes” Folio as choices
- Create a **Fetcher** that inserts dishes from the “Recipes” Folio that are marked with the selected Tag



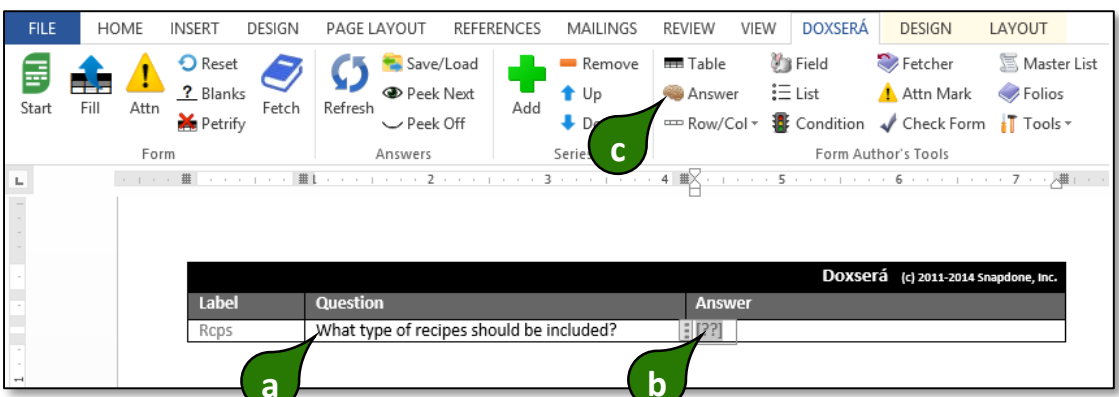
The form in this walkthrough asks form users to select a Tag from a particular Folio, then automatically fetches the corresponding Passages. This method could be used in:

- A form for jury instructions where the user selects a type of case, and relevant jury instructions are automatically found and inserted into the form.
- An engagement letter where the user selects the type of client, and biographies of relevant team members are automatically inserted into the form.

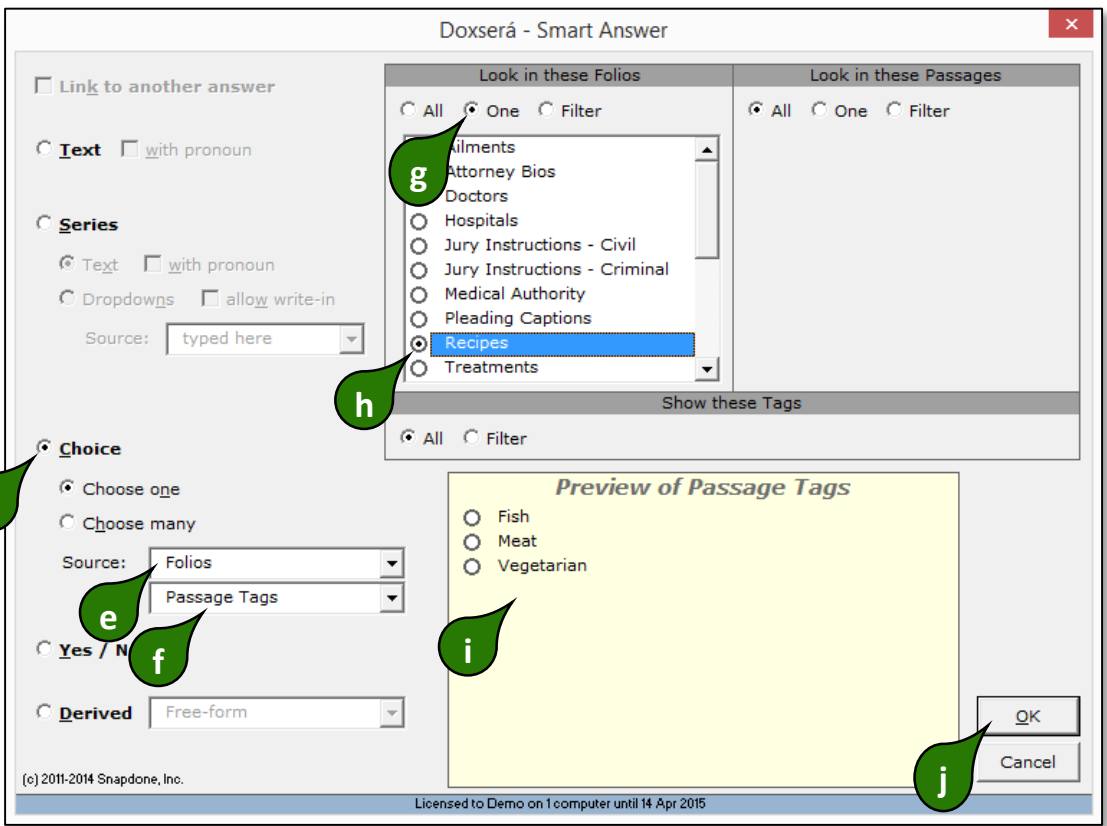
1 Quick Start Open this partially completed form: [Cookbook 1](#)

2 Create a Smart Answer that asks for a Tag

- a** Change the question to **What type of recipes should be included?**
- b** Place the cursor in the answer box
- c** Click **Answer**

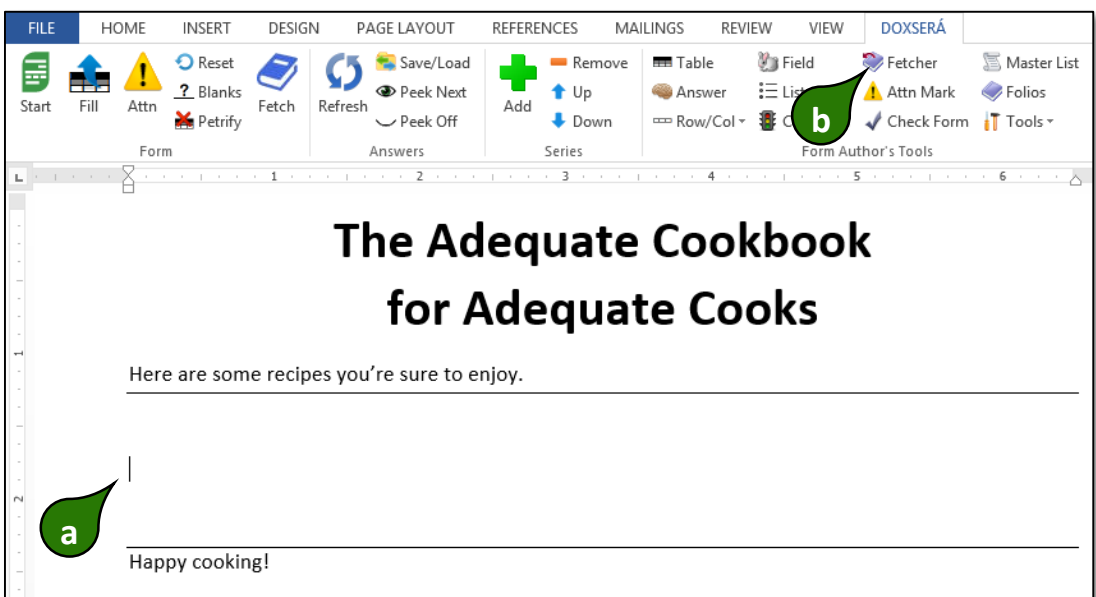


- d** Select **Choice**
- e** Select **Folios**
- f** Select **Passage Tags**
- g** Select **One Folio**
- h** Select the **Recipes Folio**
- i** The Preview shows choices that will be presented to the form user as possible answers
- j** Click **OK**

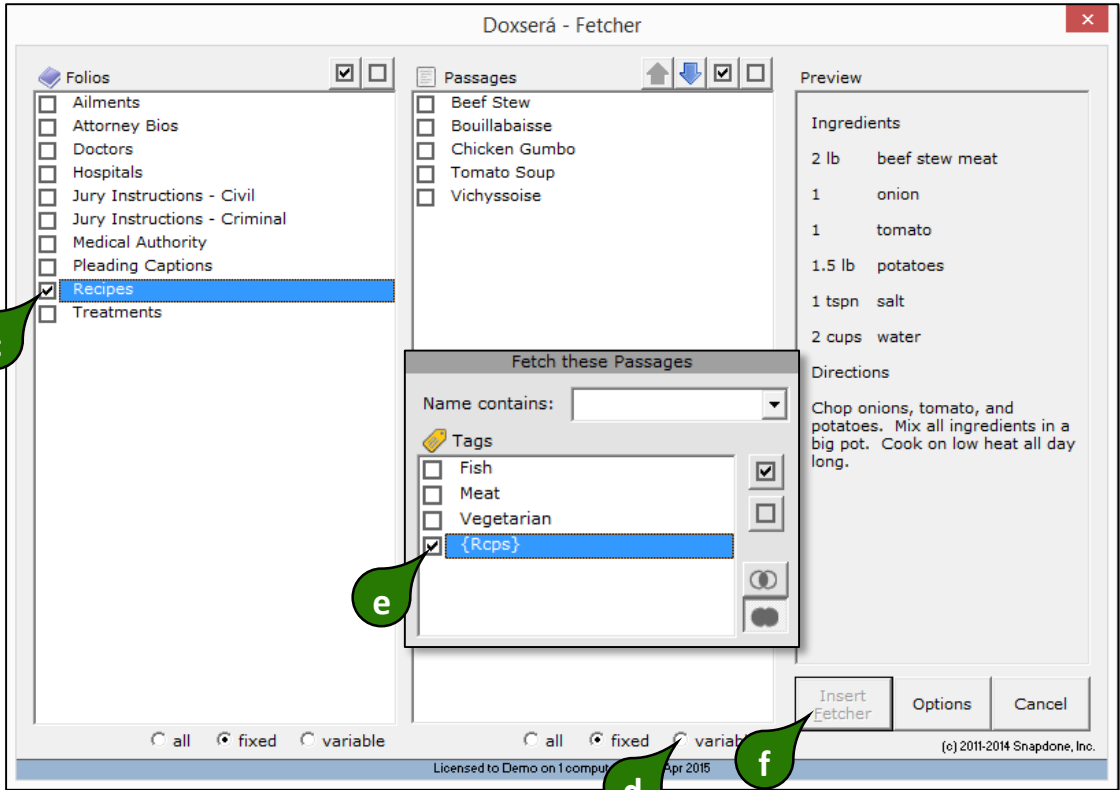


3 Add a Fetcher


- a** Select the spot in the form where recipes will be inserted
- b** Click **Fetcher**



- c** Select the **Recipes** Folio
- d** Since we don't know in advance which Passages will be used, click **variable** to show the **Fetch these Passages** panel
- e** Since we don't know in advance which Tag will be chosen, select **{Rcps}** to use the form user's response to the Rcps question
- f** Click **Insert Fetcher**



... and Presto The form is complete



▲ A form where the user selects a Tag

Related Info

Overview
 Walkthrough
 Lesson
 Video
 Guide

[Folio Overview](#)

[Fetching with Tags](#)

[Smart Answer screen details for Folios](#)