

Folio Facts in Lists

In this walkthrough, the “Cookbook” form’s list of recipes is embellished with serving sizes

Prerequisites:

- The “Recipes” Folio from [Folio Facts](#); **OR**
- Open [this Folio document](#) and [import](#) it

You will:

- Customize a List with an additional Field that refers to a Folio Fact



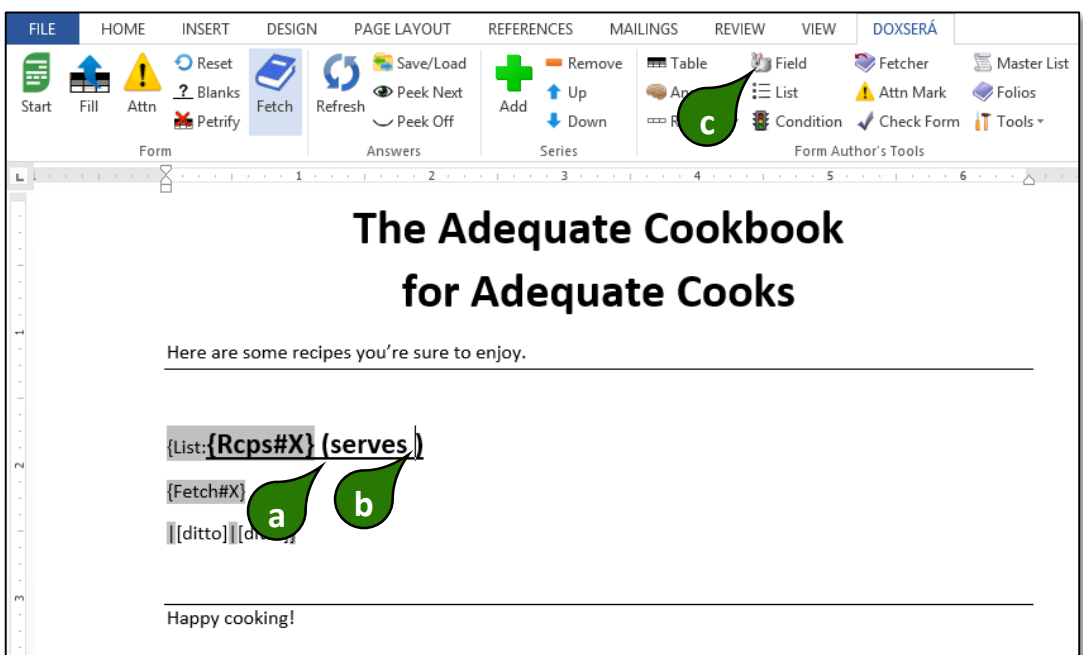
When Passages are used in a form, all of the Folio Facts related to those Passages can also be used. For example:

- When a selected doctor’s bio is fetched from a Folio of bios, the doctor’s first name and number of years in practice could be inserted elsewhere in the form.
- A catalog form that fetches part descriptions into the left column of a table could also insert part numbers and prices into the middle and right columns.

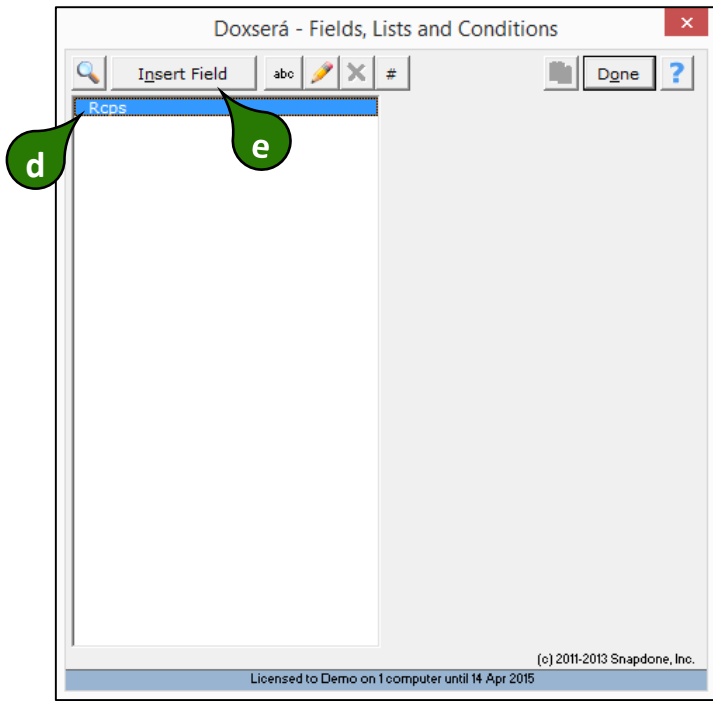
1 Quick Start Open this partially completed form: [Cookbook 5](#)

2 Customize the List

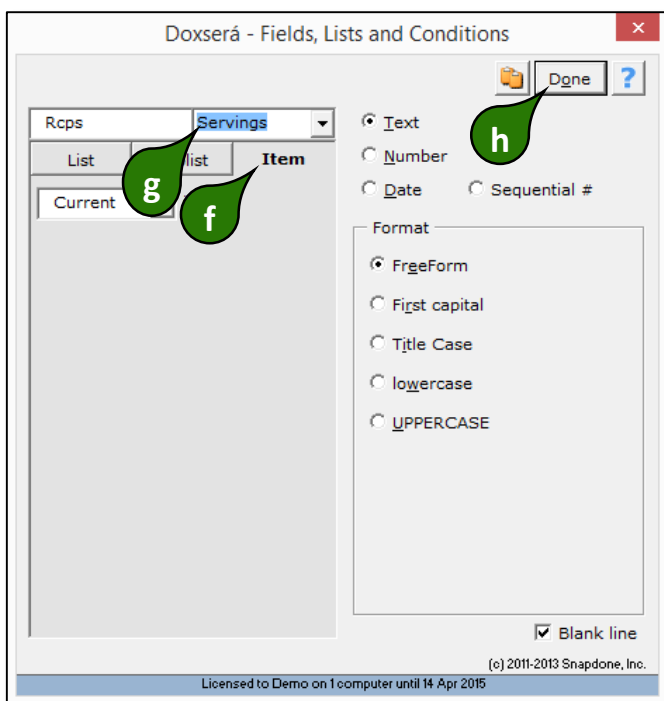
- Type **(serves)** after the **{Rcps#X}** field
- Place the cursor where the serving number belongs
- Click **Field**



- The **Rcps** answer is already selected
- Click **Insert Field**



- Click **Item**
- Select the **Servings** Fact
- Click **Done**



... and Presto

The form is complete

Question			Options		Default		ID: 012-014-00000, 02	
Label	Question	Answer						
Recipe	Which recipes should be included?							

The Adequate Cookbook
for Adequate Cooks

Here are some recipes you're sure to enjoy.

[[[[Recipe#X] (serves [RecipeServings#X])
[Recipe]
[Recipe]]]]

Happy cooking!

▲ Folio Facts in Lists

Related Info

 [Folio Overview](#)

 [Folio Facts in Lists](#)

 [Folio Facts](#)

 [Overview](#)  [Walkthrough](#)  [Lesson](#)  [Video](#)  [Guide](#)